



Exhibitor Booth Map Template

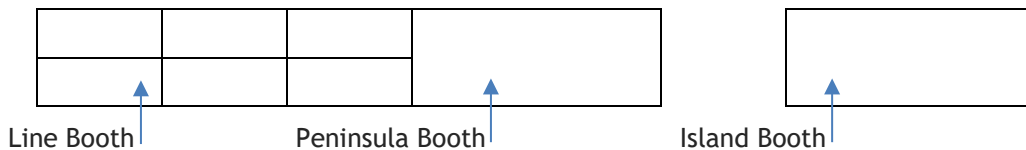
Booth numbers and booth layouts must be provided at the time an order is placed. Please complete this document and submit it as an attachment with your order.

Types of Exhibitor Booths

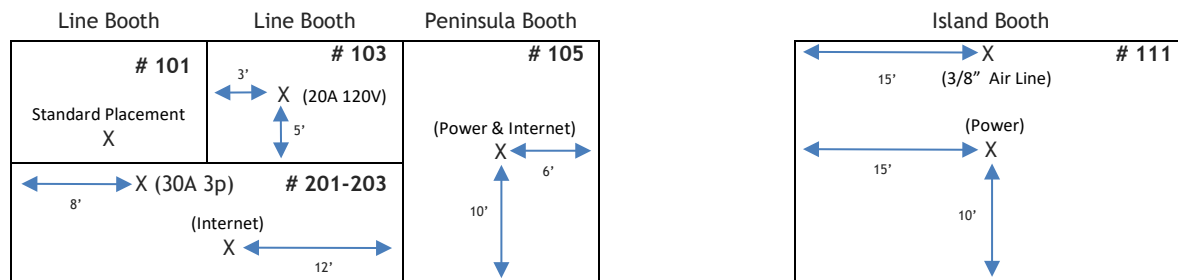
Line Booth - Booth adjacent to other booths, facing the aisle

Peninsula Booth - Booth at the end of a row of booths, an “endcap,” adjacent to booths behind it

Island Booth - A stand-alone booth, not directly adjacent to other booths



Floor Plan Examples



Exhibitor Floor Plan

Important items to include:

- Mark service locations with measurements (i.e. electrical, mechanical, IT services)
- Indicate adjacent booth numbers and/or aisles
- Indicate your booth dimensions

Please note: If floorplan is not provided, services will be placed in the center-rear of your booth.

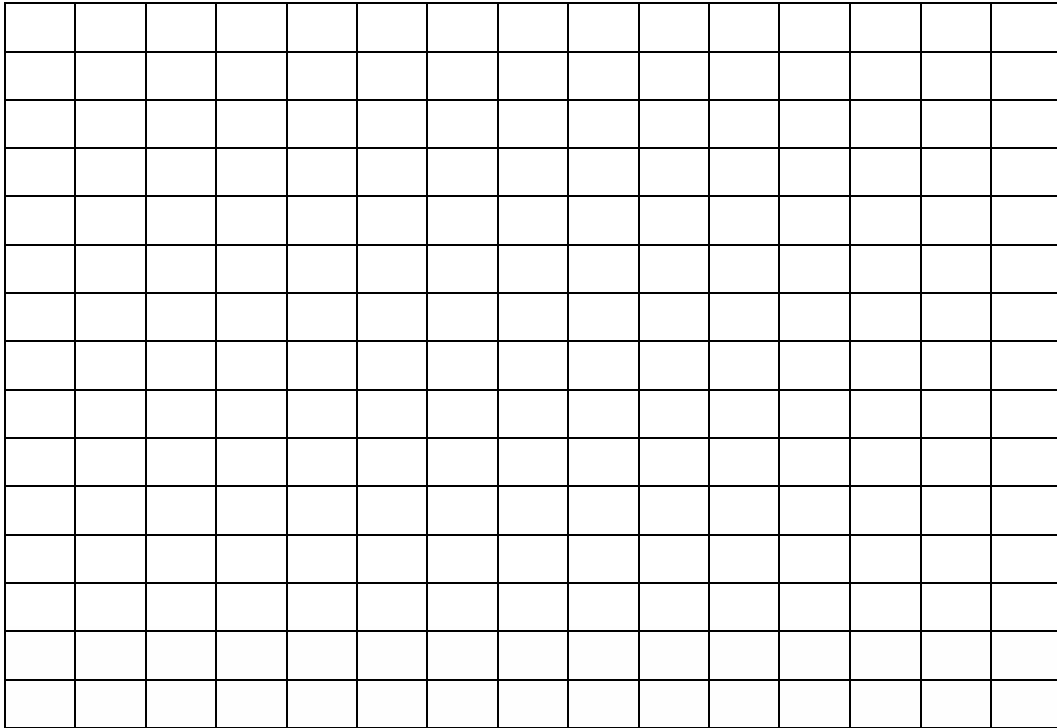


Exhibitor Booth Map Template

Event:			
Booth #:			
Booth Dimensions:	(feet)	X	(feet)

Adjacent Booth # _____

Adjacent
Booth #



Adjacent
Booth #

Adjacent Booth # _____